

# "Back in Quarters"

Charleston Fire Department Newsletter

Volume 1, Issue 2

www.charlestonfire.com

April 2011



## New Ambulances

*New additions to the Charleston Fire Department Fleet*

The department will be receiving two new ambulances in April. They will be replacements for 438 and 437. They are 2011, GMC 3500, 4X4 chassis with Road Rescue bodies. The bodies of these ambulances are all aluminum, there's no use of wood in any of the construction, including shelving, floor, etc... This ambulance was chosen by Road Rescue to be put on display at Fire Department Instructors Conference (FDIC) in Indianapolis for the 2011 show. ❖



## INSIDE THIS ISSUE

- 2** Safety Tip of the Month  
Target Safety
- 3** Salvage and Overhaul  
Autopulse CPR Devices Being Replaced  
Community Safety Collaboration
- 4** Training News  
ALS Training SimMan  
FAQ's
- 5** Missing Spoke Memorial

## Company Inspection and Pre-Fire Planning Training

Ken Tyree  
Captain, Fire Prevention Bureau

The department will begin a return to conducting Company Fire Inspection for buildings in their primary and secondary territory. A class will begin soon that will be conducted by the Fire Prevention Bureau to give insight on the necessity and importance of the reinstatement of this program. This program will not only identify potential hazards and violations within a building but also give each respective unit the opportunity to Pre-fire plan buildings in their area to gain familiarity and awareness to buildings they potentially will respond to in emergencies. This program will also give the public an awareness that we each want to insure their safety as well as our own when it comes to all buildings within the city. These inspections and pre-plans will better prepare each unit to be aware of some of the unique characteristics each building may have such as vehicle access, entrance and access to the buildings, fire protection equipment and features; potential dangers such as impediments to access such as blocked doors and security devices on windows to name a few. ❖

## HOT TOPICS

### PROMOTIONAL EXAMS

The promotional exams for Chief and Captain will be held on April 25th at 6PM at the Civic Center. Good luck to all applicants.

### GOVERNORS CUP REGATTA

The Annual Governor's Cup Regatta Crew Races will be held on April 23rd on the Kanawha River. The Water Rescue Team will be on hand for this event.

### BREAST CANCER AWARENESS

Just a reminder that breast cancer awareness month is right around the corner.

### LIFESAFE SEMINAR

The LifeSafe program will hold its first safety and prevention seminar on April 14th at Columbia Gas.

### NOZZLE DEMONSTRATION

Akron Brass will be conducting a nozzle demonstration on April 6th at Station #2 at 1pm.

## Safety Tip of the Month

*April Showers Bring May Flowers and Flooding*

As the upcoming Spring brings warmer weather into our area, it is also accompanied by rain and at times an over-abundance of it. This is known to cause high water and flooding in some areas. Below are several tips for keeping safe during the event of flooding.

- If you are in your car and water begins to rise rapidly around you, abandon the vehicle immediately.
- Listen to area radio and television stations and a NOAA Weather Radio for possible flood warnings and reports of flooding in progress or other critical information from the National Weather Service (NWS).
- Be prepared to evacuate at a moment's notice.
- When a flood or flash flood warning is issued for your area, head for higher ground and stay there.
- Stay away from floodwaters. If you come upon a flowing stream where water is above your ankles, stop, turn around and go another way. Six inches of swiftly moving water can sweep you off of your feet.
- If you come upon a flooded road while driving, turn around and go another way. If you are caught on a flooded road and waters are rising rapidly around you, get out of the car quickly and move to higher ground. Most cars can be swept away by less than two feet of moving water.
- Keep children out of the water. They are curious and often lack judgment about running water or contaminated water.
- Be especially cautious at night when it is harder to recognize flood danger. ❖

## Target Safety On-line Training

John Dearnell and Alisha Samples have been doing classes this week to introduce our new online training program- Target Safety (Safety Training Partner of the National Fire Protection Association-NFPA).

Target Safety will assist us in several ways including maintaining compliance; deliver curriculum, and track all tasks, certifications and fire/EMT training online. It is completely customized to our specific fire department training and records management needs.

We will use it for annual Interactive Online Training, Compliance Management, Records Management, Health & Wellness, SOG & SOP delivery, Issuing

Certificates, Recording ISO Training Hours, etc.

We will be able to choose from fire department training courses covering NFPA 1500, 1001, 1021, EMS and emergency vehicle operator topics. PreventionLink also offers OSHA/PESH training for curriculum from the American Heart Association and retired Phoenix Fire Chief, Alan Brunacini. Courses are approved for firefighter continuing education credit in several states

Training Areas Offered at Target Safety include:

- Airway Management
- Medical Emergencies, etc.
- Wellness Programs
- Special Considerations for Geriatric and Pediatrics
- Trauma
- Fire Department Driver Training Curriculum
- Employment Practices for Supervisors
- Emergency Response to Terrorism
- General Safety
- NFPA 1001 Series / Firefighter I & II
- NFPA 1021 / Company Officer
- NFPA 1500 Series
- S-190 Introduction to Wildland Fire
- Human Resources
- Motor Vehicle Safety Driver Training Curriculum
- Supervisor Training Curriculum
- Environmental Awareness
- Hazardous Materials
- Occupational Health

Also company level training can be done by using the Community Resources tab or the Organizational Resources tab. These are available at all times without request. Captains, please make sure your company is caught up on their training each shift as new assignments will be issued in the future.

Everyone will be assigned classes that will benefit them based on job duties, health & wellness and general knowledge. For Example: Asst. Fire Chiefs have already been assigned a class called "Managesmart Performance Management" and "NFPA 1500 Bloodborne Pathogens Safety". ❖



## After the Fire, Salvage and Overhaul

Wes Smith

Firefighter, Arson Investigator

Our jobs consist of protecting people's property from damage after a fire through salvage and overhaul. But when those bells hit for a working fire, we get that big adrenaline rush and we're ready to do something. But if you're second due, or worse, third due, sometimes we don't know how to release that rush. Then when you get the assignment to go and perform overhaul, you might be a little more energetic than normal. You've got to pull that ceiling or that wall to look for extension.

As fire cause investigators, we depend on you, the suppression crews, to help us in our investigations by telling what you saw when you arrived on scene. Where was the fire when you got there? Was the house or structure secure or were the doors unlocked or open? Another way is to limit the amount of damage that you do during overhaul. Our investigation involves looking at the amount of fire damage and fire or smoke patterns on the walls and ceiling to determine where the fire originated. Then we have to figure out how and why it started. The less stuff you move around and the less damage you do aids us in doing our job. When you pull the whole ceiling or wall, that's more work you are doing unnecessarily and the more we have to dig through to get to the floor. Make small holes and check for heat or smoke, or better yet, use the thermal imaging cameras from one of the Rescue Trucks.

Remember that we're in this together. The less damage we do to people's property, the better we look in the public's eye. ❖

## Autopulse CPR Devices Being Replaced

John Dearnell

EMS Training Coordinator

We will be replacing the two Autopulse CPR devices with the Lucas 2 from Physio. These devices are similar to the one carried by 408, except these are battery powered instead of using compressed air. They are lighter, easier to assemble, and easier to use than the Autopulse. In-service has started on the use of this device and there will department wide training by a Physio Representative on April 13, 14 and 15 at the Training Center. ❖



## Community Safety Collaboration Set for Mid April

Ken Tyree

Captain, Fire Prevention Bureau

For the first time in the City of Charleston, the Fire Department and the Police Department will collaborate in a community safety project titled, Project Safe and Secure. This will be a safety and community awareness campaign designed to make an impact within the West Side community, enhancing awareness and assisting the community with fire and crime prevention. Our department will make available and where necessary install smoke alarms within needed residences. Some of the smoke alarms will be dual (photoelectric and ionization) sensor smoke alarms with 10 yr. lithium batteries and the others are ionization smoke alarms with a 10 yr. tamper resistant battery. We will also be making visits to homes, distributing fire prevention literature and also literature from the City's Human Rights Commission, who is a major donor for our purchase of the smoke alarms. Other supporters for the smoke alarms purchased are: the City's Homeland Security Emergency Management, LOWES of South Charleston, Charleston Urban Renewal Authority (CURA), American Red Cross, and our Fire Prevention Bureau. We will continually need smoke detectors for future projects so, donations are not only needed, but graciously accepted. The Charleston Police Department will have available and install where needed, door security alarms and window break alarms. The event is scheduled for April 16<sup>th</sup>, from 10am until 2pm at the Charleston Department Store parking lot. For this project there will be a need for some off-duty fire department members to be willing to come out and participate. Please contact the Fire Prevention Bureau if you are interested in helping with this project. ❖



## Training News

CFD Training Division

A small glimpse at some of the training that has been ongoing so far this year is:

- Firefighter Survival Training is still on-going. Approximately 90% of the department has completed the first three out of five phases. We will be conducting Rapid Intervention Team Training as soon as this training is complete.
- EMT Re-cert for the month of February. Another EMT Re-cert is Scheduled for September.
- ACLS for all recertifying Medics
- Target Safety On-line Training In-service for approximately 90% of the department so far.
- Provided Tactical First Aid and Survival training to approx. 180 Police officers from the Charleston PD, Kanawha County Sheriff's Department, and the WV State Police.
- We are currently providing CPR/AED and First Aid training to the general public the last Tuesday of every month

### FREQUENTLY ASKED QUESTIONS

Q: Would the fire department come and talk to my group about fire safety?

A: Yes. We would be more than happy to come and spend some time talking to your group about fire safety. All you need to do is call us at 304-348-8058 to schedule a visit. We do ask that you try to give us at least one week notice so that we can schedule appropriately.

Q: I don't have any smoke alarms, can the department help me?

A: Yes. All you have to do is come to the fire prevention office and fill out a short form and we will give you one.

Q: I have some yard waste I would like to burn can I do this?

A: It depends on where you live and what you are going to burn. If you live within the Charleston city limits you must call the fire prevention office at 304-348-8058 to get permission to burn. If you live outside the city then the restrictions are as follows:

March 1st - May 31st after 4pm-6am

October 1st - December 31st 4pm-6am

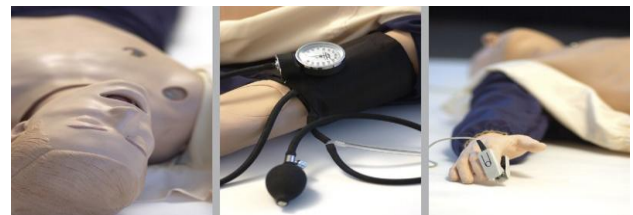
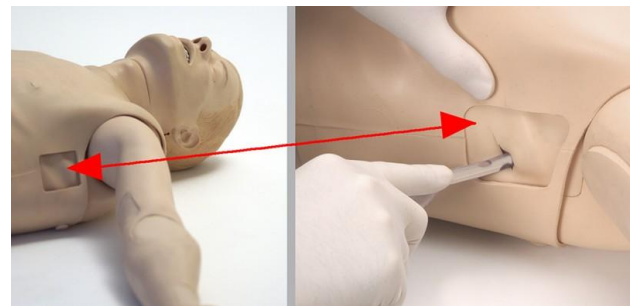
Please keep in mind that other restrictions and safety measures must be considered. Please contact the State Fire Marshal's Office or DNR Office if you have any questions.

## ALS Simulation Manikin

John Dearnell

EMS Training Coordinator

We are also working on getting an ALS Simulation-Mannequin for which we have been approved for a grant through the Department of Homeland Security for this purchase. This will bring our ALS and BLS training capabilities to a whole new level, enabling us to create realistic training scenarios in which the mannequin responds to treatments or lack thereof.



What is a Simulation Manikin or SimMan?

SimMan is a portable and advanced patient simulator for team training. SimMan has realistic anatomy and clinical functionality. SimMan provides simulation-based education to challenge and test students' clinical and decision-making skills during realistic patient care scenarios. SimMan includes well-proven software and an interactive technologically advanced manikin allowing learners to practice the emergency treatment of patients. ❖

## Missing Spoke Memorial Tribute

Bob Sharp

Asst. Fire Chief

On March 4, I went to the location of the 1949 Woolworth Fire on Capitol Street where my Great Uncle- Capt. Thomas "Frank" Sharp died in the line of duty to take a few minutes to remember the 7 firefighters who gave all on that day. Placed on the ground beneath the Woolworth Memorial Plaque was something very familiar to me during my career- The "Missing Spoke Memorial Tribute" flower arrangement.

My first impression like many of you; may have been that the flower arrangement depicted the letter "C" for "Charleston" or "Charleston Fire Department". Later it was explained to me that this was actually the shape of a wagon wheel going back to the days when we responded to fires with horses and steam fire engines, but with a missing spoke and broken wheel.


Well as you can imagine, if you were on the way to a fire and a spoke on the wheel broke off and was lost, the firefighters would immediately feel the "loss" of their wheel. This also symbolizes the loss that each of us feel when a brother firefighter has died and left us. A very fitting tribute to the service of all our retired firefighters and those that gave the ultimate sacrifice.

"All gave some and Some gave all. God Bless the families of fallen firefighters everywhere."

That I am aware of this is a Charleston Fire Department tradition that is not practiced anywhere else. If you know any additional information about the "Missing Spoke Memorial Tribute", please let me know. Information that I would like appreciate knowing- When did this tradition begin? Who came up with the design? Was this a tradition practiced in other fire departments at some time? I have done some research on the internet and found nothing.

My hope is that someday we will have a location to showcase all of our Charleston Fire Department historical documents and possessions for ourselves and our community.

In future issues I plan to write additional articles on our history and traditions. Personally I like to know "Why we do what we do", so if you know something about our history, please feel free to write an article and submit it to me for editing / approval for a future issue of our *Back in Quarters* Newsletter. ❖



**If anyone is interested in contributing an article for next month's newsletter, or has any topics they would like to see included, please contact Assistant Chief Bob Sharp.**